

Stainless Steel Pan Head Self Tapping Screw

Standard: Standard: ISO7049 , DIN7981, GB/T845-1985(Philips Driver),DIN7971 ,ISO1481,GB/T5282-1985(Slotted Driver)

Material: SUS301,304,18/8,0Cr18Ni9,X5CrNi1810,X10Cr13,410S21, if you need to use other stainless steel, please let us know.

Heat Treatment: None for normal, If you have special hardness requirement, please let us know.

Surface Hardness: 220HV is Normal, 750HV max after Quench with SUS410

Finish: None.

Head: Pan,

Thread Direction: Normal is right hand/dextrorotation, if you want left hand, please let us know.

Tensile strength: 700N/mm²

Stainless Steel Pan Head Self Tapping Screw have a pointed end and widely spaced threads. They're self-starting in thin sheet metal, but in thicker materials a drilled hole is recommended.

"Stainless Steel" - With the addition of 12% chromium to iron, stainless steel is formed. The chromium protects the iron against most corrosion or red colored rust; thus the term "stainless steel". The ability of stainless to form a thin layer of protection on its outside surface, called a "passive film", is its most important characteristic in preventing corrosion.

"18-8" - 300 series stainless steel having approximately (not exactly) 18% chromium and 8% nickel. The term "18-8" is used interchangeably to characterize fasteners made of 302,302HQ,303,304,384, XM7, and other variables of these grades with close chemical compositions. There is little overall difference in corrosion resistance among the 18-8 types, but slight differences in chemical composition do make certain grades more resistant than others against particular chemicals or atmospheres.

Austenitic - Refers to 300 series stainless, the most popular of the stainless alloys accounting for 85%-90% of stainless fasteners sold Named for sir Robert Williams Austen, an English metallurgist, austenitic stainless is a crystal structure formed by heating steel, chromium, and nickel to a high temperature where it forms the characteristics of 300 series stainless steel.

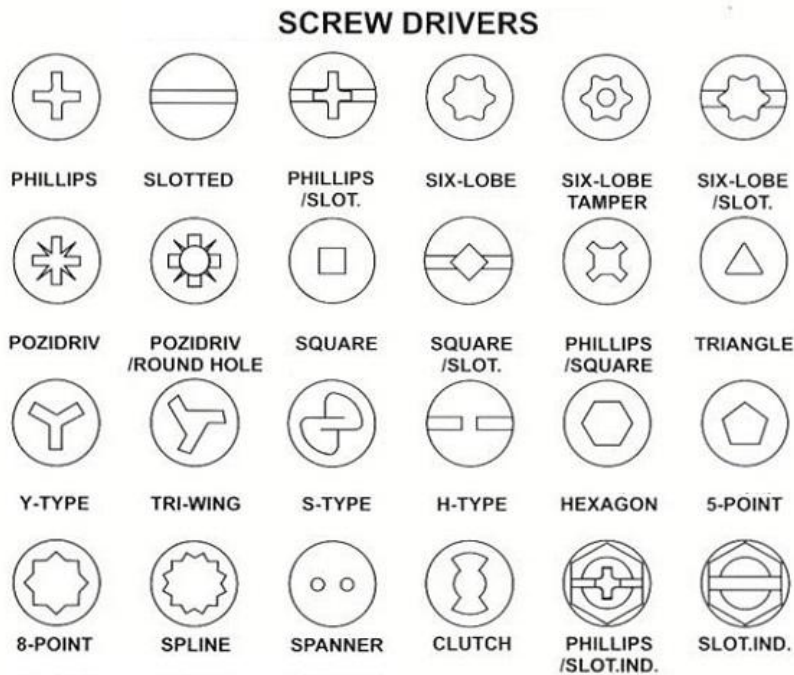
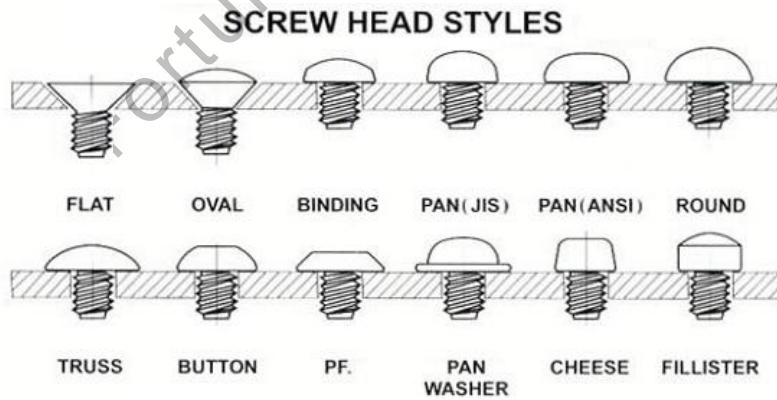
Pan head screws are a type of fastener that binds materials together or tightens the connection of two or more materials. The top of a pan head screw is wider than any other screw head. This characteristic makes the screw resemble a frying pan. Pan head screws feature a helical ridge known as a thread that is wrapped around a cylinder. This allows the screw to easily descend into the material it is fastening. Other types of screw heads include button, round, truss, flat and oval. These types are all more abbreviated and require more precise screwdriver work. To fasten a pan head screw, rest a screwdriver's end in the groove on top of the head and turn it clockwise. This will fasten the materials that are being joined or tightened

The typical **Stainless Steel Pan Head Self Tapping Screw** pictures as below






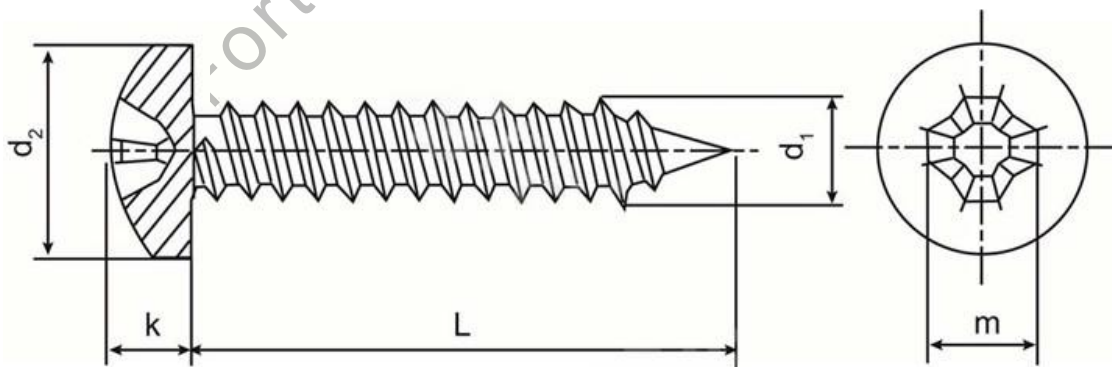
You can refer to below chart/list of Screw head/Thread ending



Thread Ending



And below is the common drawing for this kind:



Below chart show some typical dimensions of them, you can refer it, or you can change it for your own design, if you want know more standard dimensions of screw , you can contact us.

Item	Standard	d1(mm)	L(mm)	d2 max.(mm)	k max.(mm)	m-(mm)
3.5X13	DIN7981/ISO7049	3.5	13	6.9	2.6	4.2
3.5X16	DIN7981/ISO7049	3.5	16	6.9	2.6	4.2
3.5X19	DIN7981/ISO7049	3.5	19	6.9	2.6	4.2
3.5X22	DIN7981/ISO7049	3.5	22	6.9	2.6	4.2
3.5X25	DIN7981/ISO7049	3.5	25	6.9	2.6	4.2
3.5X32	DIN7981/ISO7049	3.5	32	6.9	2.6	4.2
3.9X9.5	DIN7981/ISO7049	3.9	9.5	7.5	2.8	4.4
3.9X13	DIN7981/ISO7049	3.9	13	7.5	2.8	4.4
3.9X16	DIN7981/ISO7049	3.9	16	7.5	2.8	4.4
3.9X19	DIN7981/ISO7049	3.9	19	7.5	2.8	4.4
3.9X22	DIN7981/ISO7049	3.9	22	7.5	2.8	4.4
3.9X25	DIN7981/ISO7049	3.9	25	7.5	2.8	4.4
3.9X32	DIN7981/ISO7049	3.9	32	7.5	2.8	4.4
4.2X9.5	DIN7981/ISO7049	4.2	9.5	8.2	3.05	4.6
4.2X13	DIN7981/ISO7049	4.2	13	8.2	3.05	4.6
4.2X16	DIN7981/ISO7049	4.2	16	8.2	3.05	4.6
4.2X19	DIN7981/ISO7049	4.2	19	8.2	3.05	4.6
4.2X22	DIN7981/ISO7049	4.2	22	8.2	3.05	4.6
4.2X25	DIN7981/ISO7049	4.2	25	8.2	3.05	4.6
4.2X32	DIN7981/ISO7049	4.2	32	8.2	3.05	4.6



4.8X9.5	DIN7981/ISO7049	4.8	9.5	9.5	3.55	5
4.8X13	DIN7981/ISO7049	4.8	13	9.5	3.55	5
4.8X16	DIN7981/ISO7049	4.8	16	9.5	3.55	5
4.8X19	DIN7981/ISO7049	4.8	19	9.5	3.55	5
4.8X22	DIN7981/ISO7049	4.8	22	9.5	3.55	5
4.8X25	DIN7981/ISO7049	4.8	25	9.5	3.55	5
4.8X32	DIN7981/ISO7049	4.8	32	9.5	3.55	5